

YELLOTM
EQUIPMENT





YELLO EQUIPMENT™ IS 'WITH YOU ALL THE WAY...'

AS AN AUTHORIZED MAEDA DEALER, WE HAVE YOUR MINI-CRANE NEEDS COVERED!

YELLO Equipment™ and Maeda are committed to providing reliable, affordable, and highly efficient cranes designed to add significant value to your business. With a range of machines, spanning mini, crawler, and battery-powered mini-cranes, there is a Maeda crane to suit every need. From small jobs requiring maneuverability and precision to large-scale construction projects, your Maeda crane will be 'with you all the way'.

The YELLO Equipment™ team will also support you through every step of your purchase and beyond. We offer machine demos, custom quotes and packages, unbeatable warranty offers and servicing options. Your YELLO Equipment™ dealer is happy to assist you with comprehensive services to ensure that your machine runs and runs and runs...



DOCUMENTATION

Handbooks with instructions as well as comprehensive documentation for maintenance and operation are available for all Maeda machines.



MAINTENANCE AND SUPPORT

YELLO Equipment™ branches offer qualified service technicians who are always up to date with the latest technology.



TRAINING

As a certified dealer, we undergo Maeda training on an ongoing basis to ensure we exceed our customers' needs.



PARTS SUPPLY

Local warehouse in parts can enquire quick delivery times.



ORIGINAL SPARE PARTS

Maeda original spare parts guarantee the highest quality and performance for your Maeda machine, so that you can save costs and increase your machine's operating times.

TOP PROPERTIES OF MAEDA MINI-CRANES

DURABLE AND ROBUST

High-quality metal is used for the most important protective elements, structural components, and all cladding parts on a Maeda crane. Robot-manufactured welded seams and a robust undercarriage ensure durability in the harshest of environments.

ENHANCED SAFETY

Maeda cranes have in-built safety features, including a camera, driving alarm, rotating beacon, boom safety valve, overload warning, emergency switch, and battery isolation switch to protect operators and bystanders. The hydraulic cylinders are safeguarded by stable protective plates.

COMPACT BUT POWERFUL

The compact design of a Maeda mini-crane ensures efficiency and masterful maneuvering even in the smallest of spaces. Their impressive power and outstanding stability allow work to be carried out quickly, saving precious time and money.

TRIED AND TESTED COMPONENTS

Maeda sources engines from tried and tested brands, guaranteeing reliable performance even under strenuous working conditions. A finely tuned hydraulic system and other high-quality components maximize each machine's lifespan and durability.

ERGONOMICALLY DESIGNED WORKSTATION

Operators enjoy maximum comfort in a Maeda crane due to an ergonomically designed seat and controls. Likewise, the hydraulics operate with precision, allowing the best work results.

ECONOMIC

Maeda cranes features a smart hydraulic control system which adapts the pump power to the available engine power. This means greater efficiency and power, plus lower fuel consumption, thereby ensuring low running costs.



MINI CRANES RANGE

6,210 lbs - 17,800 lbs



AUTHORIZED DEALER



MINI CRANE MC285C-3



- + Paddle Lever Wireless Remote Control
- + Programmable Moment Limiter
- + Detachable Electric Motor (Option)
- + Auxiliary Winch (Option)
- + Multiple Power Options Diesel/Electric

CAN FIT INTO ANY SPACE

Max. Lifting Height	28.54' - 31.8'
Max. Working Radius (main boom)	26.9'
Max. Capacity	1560 - 6210 lbs
Engine	Perkins, E672L-F6701
Gradability	20°
Dual Power	5.5 kW 208-230V 3P
Net Weight	4390 - 4765 lbs

[VIEW PRODUCT PAGE](#)



MINI CRANE MC285CB-3



- + Paddle Lever Wireless Remote Control
- + Programmable Moment Limiter
- + Eco Modes
- + High Capacity Battery With Long Life
- + Minimal Charging Time
- + Continuous Operation While Charging

CAN FIT INTO ANY SPACE

Max. Capacity	6210 lbs x 4.5'
Max. Working Radius	26.9' x 330 lbs
Max. Lifting Height	28.54'
Length	9'2"
Width	2'6"
Height	4'10"
Weight	4388 lbs

[VIEW PRODUCT PAGE](#)



MINI CRANE MC305C-3



- + Moment Limiter Digital Load System
- + Remote Control
- + Electric Motor (Option)
- + EPA Compliant Diesel Engine
- + Automatic Hook Stowage

CAN FIT INTO ANY SPACE

Max. Capacity	6560 lbs
Max. Working Radius	39.8'
Max. Lifting Height	41.0'
Length (stowed)	13'9"
Width (stowed)	4'3"
Height (stowed)	6'5"
Weight	8600 lbs (Electric Dual Power + 300lbs)

[VIEW PRODUCT PAGE](#)



MINI CRANE MC405C-3



- + Moment Limiter Digital Load System
- + Remote Control
- + Electric Motor (Option)
- + EPA Compliant Diesel Engine
- + Automatic Hook Stowage

CAN FIT INTO ANY SPACE

Max. Capacity	8480 lbs
Max. Working Radius	52.5'
Max. Lifting Height	55.1' (69' Flying Jib)
Length (stowed)	16'4"
Width (stowed)	4'7"
Height (stowed)	6'6"
Weight	12400 lbs

[VIEW PRODUCT PAGE](#)



MINI CRANE MC815C



- + Programmable Moment Limiter (Touchscreen)
- + Electric Motor Power [Inverter System] (Option)
- + Multi Outrigger Lifting Mode
- + Power Lifting Mode

CAN FIT INTO ANY SPACE

Max. Capacity	17,800lbs
Max. Working Radius	61.6'
Max. Lifting Height	64.3' (83.6' Flying Jib)
Length (stowed)	20'4"
Width (stowed)	5'9"
Height (stowed)	8'2"
Weight	20860 lbs (Electric Dual Power + 530 lbs)

[VIEW PRODUCT PAGE](#)





HYDRAULIC CRAWLER

PICK & CARRY



AUTHORIZED DEALER



HYDRAULIC CRAWLER CRANE

CC1485S



- + Pick & Carry Duty 4,400lbs
- + Programmable Moment Limiter
- + Minimal Tail Swing
- + Rear View Monitor

CAN FIT INTO ANY SPACE

Max. Capacity	13,220lbs
Max. Working Radius	53.0'
Max. Lifting Height	55.0' (72.0' Flying Jib)
Length (stowed)	21'6"
Width (stowed)	8'2"
Height (stowed)	9'5"
Weight	31750lbs (Flying Jib + 660 lbs)

[VIEW PRODUCT PAGE](#)



APPLICATIONS



Limited
Access



Uneven
Ground



Restricted
Access



Environmentally
Sensitive




Curtain Wall Installation




Rooftop Work




Glazing Works



Artwork Installation



Civil Construction



Facility Equipment Installation



Residential Construction



Aviation Industry




Stonework




Powerstations



Oil & Gas Industry



Tunnel/Underground



Railway




Steel Erection &
Building Construction



Military



Forestry



Plant, Factory &
Automotive



Marine Construction,
Ship Building

FLEXIBLE, FAST AND ALWAYS THERE FOR YOU

THE ADDED BENEFITS Maeda OFFERS YOU



AUTHORIZED DEALER



YELLO EQUIPMENT™

MAEDA AUTHORISED DEALER

P: (713) 205 5698

W: YELLOEQUIPMENT.COM