

YELLOWTM
EQUIPMENT



SCAN
QR CODE FOR
PRODUCT INFO

EFFICIENCY IN THE SMALLEST OF SPACES

COMPACT. POWERFUL. COMFORTABLE.

CONSTRUCTION MACHINERY



COMPACT EXCAVATORS
SY80U

SANY

Quality Changes the World

Engine
YANMAR 4TNV98CT-VSY
rated Power
53.7 kW / 2 100 rpm
Bucket capacity
0.28 m³
Operating mass
8 800 kg

SANY

For challenging tasks, you need a first-class partner

Quality comes from experience. And from new ideas. This is why we combine these two crucial factors at SANY. This is because we are one of the world's leading producers, having sold more than **320 000** excavators in **10 years**. This means that you can always rely on sophisticated products that have been tried and tested in practice. An impressive **5–7%** of our annual turnover is dedicated to research and development. This is why we give you not only our word, but also our extraordinary **five-year warranty** as a guarantee of how powerful and robust our products are.

320 000
EXCAVATORS SOLD IN
10 YEARS

5–7%
TURNOVER FOR RESEARCH
AND DEVELOPMENT

**FIVE-YEAR
WARRANTY***

Quality Changes the World

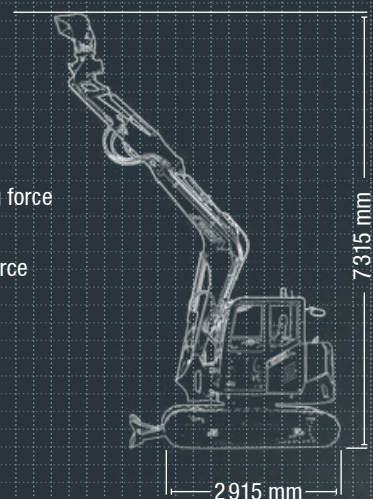
SY80U HARD FACTS

Max. bucket digging force
72.7 kN (ISO)

Max. arm digging force
40.5 kN (ISO)

Swingspeed
10 rpm

Max. travel speed
4.5 km/h



SETTING THE BAR HIGH FOR THE COMPACT CLASS

Its compact dimensions and minimal slewing radius make the SY80U short-tail-swing excavator the smallest SANY compact excavator there is. It is therefore in its element anywhere where precise power is needed in confined spaces and on construction sites with impaired visibility. With an efficient slewing radius of no more than 1 480 mm,

it is an ideal choice for road and line construction, work on bridges, for redevelopment in urban housing construction and in landscaping. This is where it can display its other strengths – its comprehensive standard features, good panoramic visibility and clarity for the driver and its high cost-effectiveness thanks to low operating costs.



* Applicable in certain markets, please check with your local dealer.

QUALITY

For the greatest loads – particularly precise robot-manufactured welded seams guarantee durability even in the toughest conditions.

DIMENSIONS

Safe operation in the smallest of spaces – the compact dimensions of the short-tail-swing machine allow for safe working and manoeuvring even in extremely confined places.

USER EXPERIENCE

Maximum comfort, maximum productivity – with its ergonomic seating position on the suspended seat and various comfort features such as air-conditioning and convenient gear changing on the blade lever, the driver's cab has been designed with optimal user comfort in mind.



SAFETY

Safety first – comprehensive safety features as standard – from stable cylinder covers to lockable protective hoods to standard safety valves.

COMPONENTS

Reliable power – the tried-and-tested YANMAR 4-cylinder diesel engine is the centre piece of the powerhouse. The powerful transmission guarantees reliable performance for all tasks, even in harsh working conditions.

ECONOMY

Lower consumption means greater savings – this is especially the case for fuel consumption. The automatic speed setting ensures that the short-tail-swing excavator remains economical in the long-term even when delivering maximum performance.

DIMENSIONS

MINIMAL SLEWING RADIUS, MAXIMUM STABILITY

Whether during large-scale loading work or work in confined spaces – the SANY SY80U short-tail-swing excavator can do its job optimally anywhere. With its minimal tail swing radius, and thanks to its compact, rounded short tail design, the driver can completely concentrate on their working area without having to watch out for the tail. In this way, the machine can work safely in the smallest of spaces or in the direct proximity of obstacles. This is perfect for tasks in inner-city areas or in landscaping. Safety has not been compromised here – even with its long digging reach and great dumping height, the SY80U remains reliably sturdy.



Our highlights – the added benefits SANY offers you:

- + Extremely compact short-tail-swing excavator
- + Comfortable driver's cab
- + Hydraulic pipework for quick coupler attachment
- + 2 prop. control circuits on the joystick
- + LED working lights
- + Gear switching on the blade lever



SAFETY

Enhanced productivity through safety

From the ROPS- and FOPS-certified driver's cab to the wide field of vision for the operator to the standard safety valves and the lockable protective hood – the SY80U doesn't cut corners when it comes to safety. Right down to the smallest detail – even safety valves and cylinder covers are, as with the LED working lights, provided ex works as standard. This is also the case for maintenance and service – rotating or hot engine components are protected against inadvertent contact.



USER EXPERIENCE

COMFORT ZONE DRIVER'S CAB

The driver's seat with high seat backrest offers the driver a comfortable workplace, thereby reducing symptoms of fatigue to a minimum. The positioning of the controls is ergonomically designed – clear and easy to reach, they help to ensure that the driver can achieve maximum productivity while working.

The joysticks with 2 proportional control circuits are also part of the standard equipment and allow safe and precise control of the machine, including all attachment devices.

The ergonomic and handily placed control lever for the dozer blade now also has gear switching integrated, making adapting the machine to the work situation even easier and more effective.



ECONOMY

Economical with every task

The „auto idle“ - function ensures that fuel consumption is minimised. All without compromising the performance. The load-sensing hydraulic system delivers more hydraulic power with less loss. „With intuition“ – the system regulates the flow rate and pressure as required.



Absolute reliability – for peace of mind!

SANY's five-year warranty* gives you the assurance that you can fully count on your equipment.
* With participating partners




ECONOMY

Service-friendly in every regard

All important places for routine maintenance or checks are conveniently accessible from the ground. Lubrication points are combined in a meaningful and easily accessible way. This means that regular service work can be completed quickly and safely. This increases the availability and service life of the machines and ensures that operators and equipment are reliably protected in the long term.

The complete hydraulic preparation for the quick change mechanism ensures easy and cost-effective adaptation of the quick coupler.



COMPONENTS

Designed for the long term

The standard LED working lights don't only illuminate the night like the day, but also counter the harsh conditions to which the SY80U is subject in its daily work.

The reliable YANMAR drive unit complies with the latest emission standards and is inconspicuously hidden in the tail of the machine. All important service points are easily accessible.

The electronic fan control ensures a minimal level of noise emissions and reduced fuel consumption.

Meticulous machining and robot-controlled welded seams, accurate to the millimetre, also contribute to this. This gives track shoes, connections, bottom rollers etc. their extremely long service life.



ENGINE

Modell	YANMAR 4TNV98CT-VSY
Typ	Water-cooled, 4 cylinder, with commonrail and DPF
Exhaust emissions	Stage V
Rated power	53.7 kW / 2 100 rpm
Max. torque	290 Nm / 1 350 rpm
Displacement	3 318 ccm
Batteries	1 × 12 V / 120 Ah

HYDRAULIC SYSTEM

Mainpump	variable-piston-pump; Load sensing control
Max. oilflow	193.2 l/min
Travelmotor	Variable displacement axial piston motor
Swingmotor	Axial piston motor
Max. oilflow (AUX 1)	100 l/min
Max. oilflow (AUX 2)	70 l/min

SERVICE REFILL CAPACITIES

Fuel tank	100 l
Engine coolant	12 l
Engine oil	10.2 l
Drive (per side)	1.2 l
Hydraulic system	160 l
Hydraulic oil tank	120 l

PERFORMANCE

Swingspeed	10 rpm
Max. travel speed	High 4.5 km/h, slow 2.5 km/h
Max. travel force	70 kN
Gradeability	35°
Bucket capacity	0.28 m³
Groundpressure	0.38 kg/cm²
Bucket digging force ISO	72.7 kN
Arm digging force ISO	40.5 kN

RELIEF VALVE SETTINGS

Implement circuit	280 bar
Swing circuit	215 bar
Travle circuit	280 bar
Pilot pressure	35 bar

UNDER AND UPPER STRUCTURE

Boom length	3 520 mm
Arm length	2 050 mm
Bottomrollers	4
Toprollers	1
Rotation device	Planetary gear reducer driven by an axial piston motor, automatic hydraulic released slewing brake

OPERATING MASS

SY80U	8 800 kg
-------	----------

LIFTING CAPACITIES - DOZER BLADE DOWN

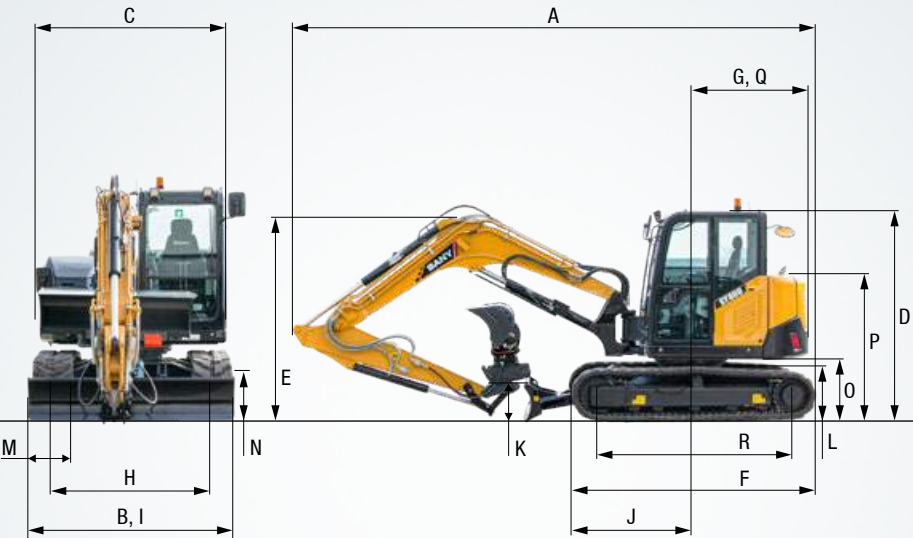
Load point heigh	Radius						Digging reach		
	3.0 m	4.0 m	5.0 m	Max.			mm		
5.0 m kg	1 960	1 960	1 800	1 338	1 710	1 325	5 025		
4.0 m kg	2 080	2 080	2 085	1 345	1 225	1 055	5 703		
3.0 m kg	3 100	3 100	2 540	1 875	2 275	1 315	1 585	930	6 106
2.0 m kg	4 745	2 675	3 180	1 760	2 570	1 260	1 630	865	6 297
1.0 m kg	4 325	2 450	3 745	1 650	2 845	1 205	1 750	855	6 297
Ground line kg	4 850	2 390	4 020	1 590	2 995	1 170	1 965	885	6 109
-1.0 m kg	5 670	2 360	3 950	1 550	2 935	1 140	2 370	995	5 707
-2.0 m kg	4 915	2 375	3 490	1 550	2 445	1 150	2 400	1 185	5 031
-3.0 m kg	3 385	2 450			2 290	1 735	3 899		

LIFTING CAPACITIES - DOZER BLADE UP

Load point heigh	Radius						Digging reach		
	3.0 m	4.0 m	5.0 m	Max.			mm		
5.0 m kg	1 960	1 960	1 800	1 338	1 710	1 325	5 025		
4.0 m kg	2 080	2 080	2 085	1 345	1 225	1 055	5 703		
3.0 m kg	3 100	3 100	2 540	1 875	1 770	1 315	1 285	930	6 106
2.0 m kg	3 850	2 675	2 425	1 760	1 715	1 260	1 185	865	6 297
1.0 m kg	3 595	2 450	2 305	1 650	1 655	1 205	1 170	855	6 297
Ground line kg	3 525	2 390	2 240	1 590	1 615	1 170	1 215	885	6 109
-1.0 m kg	3 490	2 360	2 195	1 550	1 585	1 140	1 360	995	5 707
-2.0 m kg	3 510	2 375	1 550	1 550	1 600	1 150	1 630	1 185	5 031
-3.0 m kg	3 385	2 450			2 290	1 735	3 899		


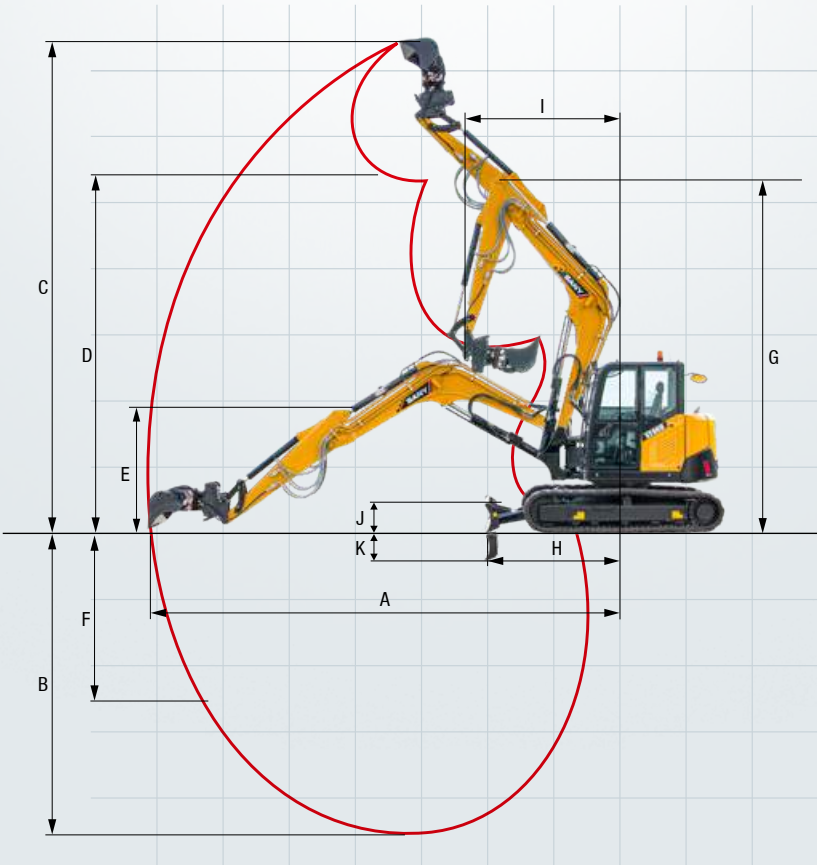
DIMENSIONS (TRANSPORT)

A	Transport length	6 500 mm
B	Transport width	2 220 mm
C	Upperstructure carriage	2 150 mm
D	Height over cabin/ROPS	2 550 mm
E	Height of Boom – transport	2 220 mm
F	Overall length of crawler	2 915 mm
G	Tail length	1 480 mm
H	Track gauge	1 750 mm
I	Undercarriage width (blade)	2 200 mm
J	Horizontal distance to blade	2 080 mm
K	Blade height	450 mm
L	Track height	660 mm
M	Track pads width	450 mm
N	Min. ground clearance	365 mm
O	Counterweigh clearance	745 mm
P	Engine cover height	1 880 mm
Q	Tail swing radius	1 480 mm
R	Center distance of tumblers	2 315 mm



WORKING AREA

A	Max. digging reach	7 290 mm
B	Max. digging depth	4 535 mm
C	Max. digging height	7 315 mm
D	Max. dumping height	5 430 mm
E	Min. dumping height	1 915 mm
F	Max. vertical digging depth	2 490 mm
G	Overall height over arm by min. swing radius	5 490 mm
H	Arm head distance with work equipment retracted as far as possible	2 080 mm
I	Swing radius by max. boomswing (L)	4 510 mm
	Swing radius by max. boomswing (R)	4 670 mm
	Min. swing radius	2 435 mm
J	Max. clearance when blade up	480 mm
K	Max. depth of blade down	325 mm
L	Offset boom (L)	636 mm
	Offset boom (R)	740 mm
	Max. boom-swing angle (L)	65°
	Max. boom-swing angle (R)	51°





Enormous versatility

Many components that allow flexible use are already included as standard ex works. The attachment of the hydraulic quick coupler is already prepared for.

OPERATORS COMFORT / CABINE

Suspension seat	●
Heater	●
Manual air condition system	●
Radio and speaker	●
Armrests (adjustable)	●
12v outlets	●
USB port (music)	●
Wiper	●
AUX 1 on Joystick	●
AUX 2 on Joystick	●
8 stored hydraulic settings for attachments	●

SAFETY

Battery master switch	●
Travel Alarm	●
Warning beacon	●

WORKING EQUIPMENT

Boom and arm load holding valves with overload indicator	●
Double acting circuit for hydraulic quick coupler with piping	●
Breaker&Shear line proportional on Joystick with piping	●
Rotation line proportional on Joystick with piping	●
Flow adjustment for attachments	●
Dozer blade	●
Cylinder guards – boom	●

Standard equipment ● Special option ●

The standard and special options differ depending on the country in which the compact excavator is delivered. If you have any questions, please contact your dealer directly.

WORKING LIGHTS

Lights – front (LED)	●
Lights – boom (LED)	●

UNDERCARRIAGE

Rubber tracks	●
Steel tracks	●
Holes/loops for fixing	●

ENGINE

Auto idle	●
Diesel filter	●
DPF	●
DOC	●
Airfilter	●

HYDRAULIC SYSTEM

Swing brake	●
2 speed travel	●
Piping for additional hydraulic function AUX 1	●
Piping for additional hydraulic function AUX 2	●
Mainfilter	●
Hydr. Pre-pressure operating joysticks	●
Filter for pre-pressure circle	●

A SERVICE YOU CAN RELY ON

Just as we do with our excavators, we also demand high quality and reliability of our service products. This underlines our equipment's performance in terms of their durability and their excellent price-performance ratio. After all, maintenance is crucial

for efficiency, cost-effectiveness and safety. Your SANY dealer is happy to help you with a comprehensive range of services to ensure that your machine continues operating efficiently in the long term.

SANY – flexible, fast and always there for you

Rapid assistance, tailored advice and a reliable supply of original parts – that is what we mean by a premium service.



NSW



The added benefits SANY offers you:

- + Fast supply due to central located parts warehouses
- + More than 15,000 spare parts to make your machine highly reliable
- + Expert knowledge for optimal supply for your machine
- + Thanks to SANY's special training programme, our dealers are always kept up-to-date so that they can face all technical challenges.

Parts supply – quick and reliable

With the purchase of a SANY compact excavator you have made an investment in the future. Fast availability of spare parts is your guarantee of minimal downtimes and failure times.



Detailed information in black and white

Handbooks and documents are available for all SANY compact excavators, and these can help you with operation, maintenance, servicing and repairs. These include operating and maintenance instructions and technical specifications.



HIGHLIGHTS **SY80U**

A TRUE WORKHORSE

The SY80U short-tail-swing excavator is tailored to the requirements of tough everyday use on the construction site. It demonstrates its impressive versatility when digging, loading and crushing – and its agility is evident, thanks to its swivelling boom and the short tail concept. Aside from its compact design, it impresses with its first-class performance, its low fuel consumption and its outstanding user comfort.



FOR THE GREATEST LOADS

All components are designed to withstand **high stress**. The **meticulous machining**, **high-quality materials** and welded seams perfectly executed by welding robots are guarantees for this.

IN THE SMALLEST OF SPACES

The **robust swivel bracket** is the most important aspect for all tasks. It makes the **compact manoeuvrability** of the short-tail-swing excavator possible, together with the **compact total dimensions** and the **minimal slewing radius**.

MAINTENANCE AND SERVICE

Full concentration and **maximum safety** are the first priorities on the construction site. For this purpose, the SY80U driver's cab offers the best conditions for the machine operator – from the **comfortable driver's seat** to the **large, easily legible monitor** and the **precise joystick** with fine response characteristics.

SAFETY FIRST

We have taken the full range of measures to minimise the risk to drivers in the cab and people on the construction site in the vicinity of the machine. This includes **optimal visibility on all sides**, as well as **LED working lights**, **safety valves** and **cylinder covers**.

RELIABLE POWER

With the **strong YANMAR engine**, the smallest SANY compact excavator is optimally equipped even for **large tasks**.

LESS IS MORE

The **automatic speed setting** reduces the fuel consumption, engine wear and exhaust gas emissions (Euro 5 standard). This is positively reflected in its **low fuel consumption** and exemplary **low life cycle costs**.

TECHNICAL HIGHLIGHTS

Engine	YANMAR 4TNV98CT-VSY
Rated power	53.7 kW / 2 100 rpm
Max. torque	290 Nm / 1 350 rpm
Bucket digging force ISO	72.7 kN
Swingspeed	10 rpm
Mainpump	Variable-piston-pump
Max. oilflow	193.2 l/min

Not all products are available in all markets. As part of our continuous improvement process, we reserve the right to modify specifications and designs without giving prior notice. The figures may contain additional options.

YELLO EQUIPMENT

SANY AUTHORISED DEALER

P: 1300 093 556

W: YELLOEQUIPMENT.COM

YELLOTM
EQUIPMENT