



MINI EXCAVATOR RANGE

SY16C



SANY

Lean, yet powerful, the SANY SY16C mini excavator offers versatility and reliability in a wide variety of settings. The SY16C is designed to be nimble for jobs in tight job sites or narrow access locations. Environmentally friendly and cost efficient, this excavator will save you time while it saves you money with lower fuel costs and a design that makes it easy to service and maintain.

- » Minimal tail swing radius and independent boom swing allow operation in extremely confined spaces
- » The independently developed intelligent control system matches pump output to available engine power for greater hydraulic system efficiency and lower fuel consumption

SY16C-TIER 4F (US1820 KG)



OPERATING WEIGHT:

1820kg



ENGINE MODEL:

Yanmar 3TNV74F



WARRANTY:

5 Year / 5,000 Hour

YELLO EQUIPMENT

SANY AUTHORISED DEALER

P: 1300 093 556

W: YELLOEQUIPMENT.COM

YELLOTM
EQUIPMENT

SY16C DIMENSIONS & SPECIFICATIONS

OVERALL DIMENSIONS

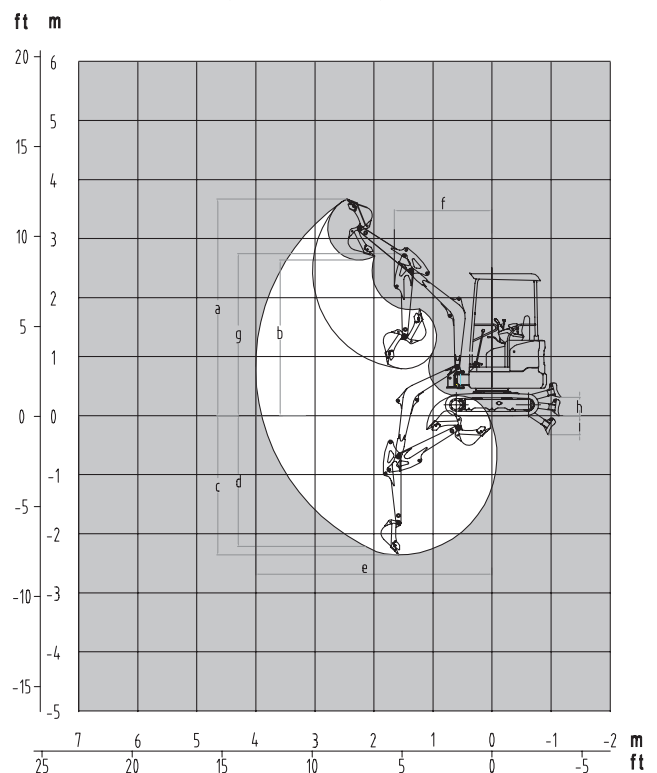
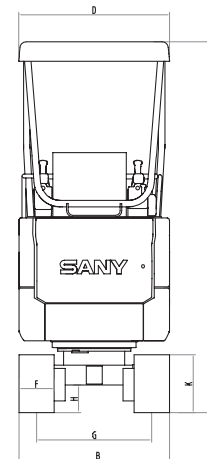
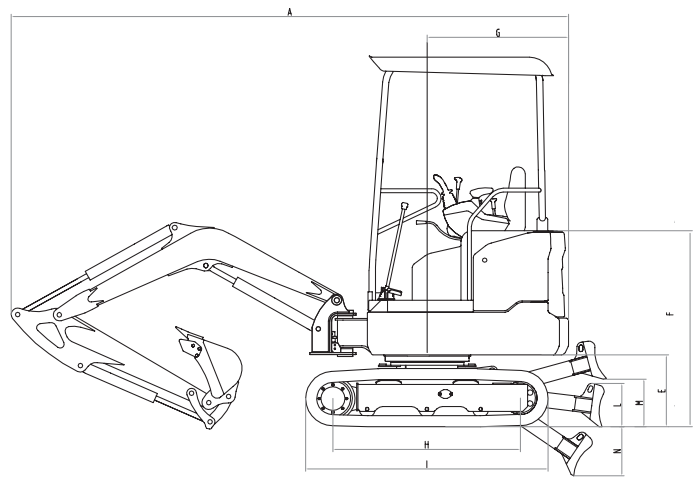
A	Transport Length	3575 mm
B	Transport Width	980 / 1350 mm
C	Transport Height	2420 mm
D	Top Width	980 mm
E	Platform Height	470 mm
F	Engine Cover Height	1280 mm
G	Tail Swing Radius	920 mm
H	Track Ground Length	1225 mm
I	Track Length	1585 mm
J	Track Gauge	750 / 1120 mm
K	Standard Track Shoe Width	230 mm
L	Dozer Blade Height	270 mm
M	Dozer Blade Max. Height	310 mm
N	Dozer Blade Max Depth	320 mm

WORKING RANGE

a	Maximum Digging Height	3665 mm
b	Maximum Dumping Height	2635 mm
c	Maximum Digging Depth	2360 mm
d	Maximum Vertical Wall Digging Depth	2215 mm
e	Maximum Digging Reach	4000 mm
f	Minimum Swing Radius	1655 mm
g	Maximum Height at Minimum Swing Radius	2745 mm

MACHINE PARAMETERS

Operating Weight	1825 kg
Engine Type	Yanmar Tier 4 Final
Engine Max Power (Gross)	15.0 hp (11.2 kW) @ 2400 rpm
Engine Max Torque	51.8 Nm @ 1800 rpm
Engine Displacement	3 0.993 Litre/60.6 in
Main Pump Flow	48 lpm
Swing Speed	10 rpm
Travel Speed	2.1/3.7 km/h
Tractive Effort	15.6 kN
Max Arm Digging Force (SAE)	9.2 kN
Number of Upper Rollers	2
Number of Lower Rollers	3
Fuel Tank Capacity	23 Litre
Hydraulic Tank Capacity	21 Litre
Cooling System Capacity	3.8 Litre
Engine Oil Capacity	2.0 Litre
Ground Pressure	4.2 psi/29 kPa



Not all products are available in all markets. Under our policy of continuous improvement, Sany reserve the right to change specifications and design without prior notice. The illustrations do not necessarily show the standard version of the machine.

YELLO EQUIPMENT

SANY AUTHORISED DEALER

P: 1300 093 556 W: YELLOEQUIPMENT.COM

YELLO™
EQUIPMENT