

# YELLOW<sup>TM</sup> EQUIPMENT



# NOWHERE IS OUT OF REACH

SMALL. AGILE. ZERO SWING



SCAN  
QR CODE FOR  
PRODUCT INFO

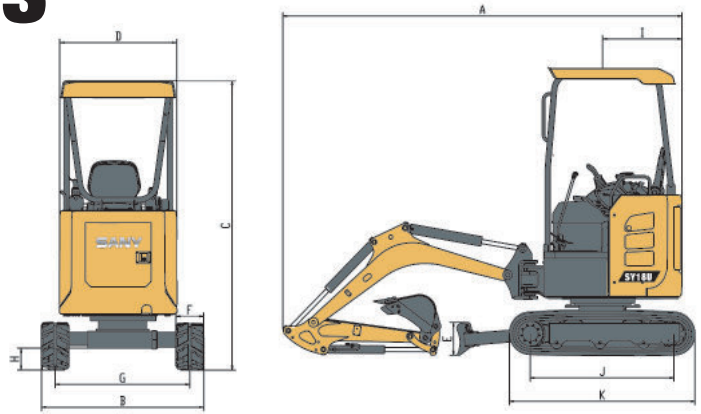


## MINI EXCAVATOR **SY180U**

Operating Weight:  
1925kg  
Engine:  
Yanmar 3TNV80F  
Engine Power:  
14.6kW/2400rpm

# STANDARD FEATURES

- + Swing boom functionality
- + Reduced tail swing
- + 1-way and 2-way primary auxiliary
- + Retractable tracks
- + Powerful Yanmar Engine



# SPECIFICATIONS

## TECHNICAL SPECIFICATIONS

Operating Weight	1925 kg
Ground Pressure	30 kPa
Engine	Yanmar 3TNV80F
Displacement	1.267 L
Gross Power	14.6 kW
Net Power	14.6 kW
Hydraulics	Load Sensing with Pilot Control
Main Hydraulic Pump	
Operating Flow (maximum)	72.0 L/min
Operating Pressure (maximum)	24.5 MPa
Auxiliary Flow (maximum)*	40 L/min
Auxiliary Pressure (maximum)	16 MPa
Travel Motor	Axial Piston
Travel Pressure (maximum)	24.5 MPa
Travel Speeds (maximum)	3.0 / 4.0 km/hr
Travel Effort (maximum)	15.6 kN
Grade Capability (maximum)	30°
Slew Motor	
Slew Speed (maximum)	10 RPM
Undercarriage (standard)	Belted Rubber Track
Track Shoe Width (standard)	230 mm
Track Rollers (per side)	3

## DIMENSIONS

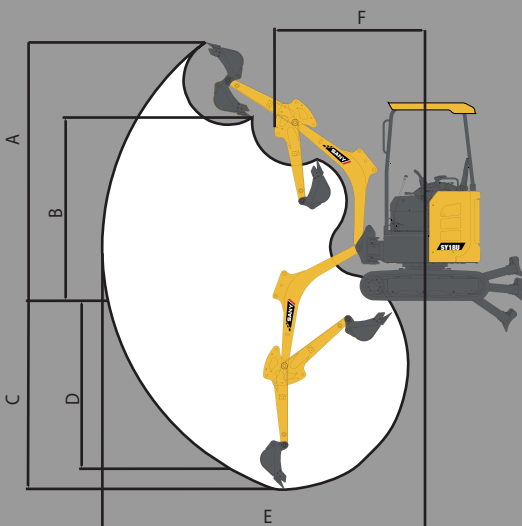
Boom Length	1770 mm
Dipper Length	960 mm
A Transport Length	3515 mm
B Transport Width	980 / 1350 mm
C Transport Height	2370 mm
D Upper Structure Width	980 mm
E Blade Height	270 mm
F Track Width (standard shoe)	230 mm
G Track Gauge	750 / 1120 mm
H Ground Clearance (minimum)	160 mm
I Tail Swing Radius	675 mm
J Track Length on Ground	1225 mm
K Track Length	1580 mm

## SERVICE REFILL CAPACITIES

Fuel Tank Capacity	21.0 L
Hydraulic Tank Capacity	21.0 L
Engine Oil Capacity	3.4 L
Cooling System Capacity	3.8 L

Based on theoretical calculation at max flow with no load. Subject to alterations. In the interest of continual equipment development, YELLO Equipment™ reserves the right to change these specifications at any time without prior notification.

# WORKING RANGE



## WORKING RANGE

Boom Length	1770 mm
Dipper Length	960 mm
A Maximum Digging Height	3530 mm
B Maximum Dumping Height	2425 mm
C Maximum Digging Depth	2385 mm
D Maximum Vertical Wall Digging Depth	2205 mm
E Maximum Reach at Ground Level	4135 mm
F Minimum Swing Radius	1715 mm

## DIGGING PERFORMANCE

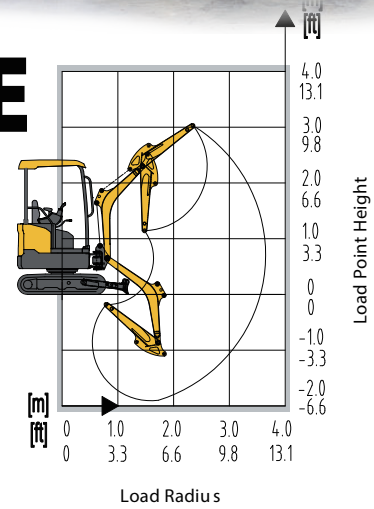
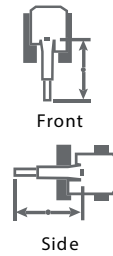
Boom Length	1770 mm
Dipper Length	1160 mm
Bucket Breakout Force (ISO)	16.6 kN
Dipper Tearout Force (ISO)	9.2 kN

# THE NEXT GENERATION OF ZERO SWING IS HERE!



## LIFTING PERFORMANCE

- Standard 1770 mm Boom
- Standard 960 mm Dipper
- Standard 230 mm Tracks
- Maximum 1120 mm Track Gauge



BLADE DOWN	LOAD RADIUS	4.9 ft 1.5 m		6.6 ft 2.0 m		8.2 ft 2.5 m		9.8 ft 3.0 m		MAX REACH	
	LOAD POINT HEIGHT										
9.8 ft 3.0 m										584 lb* 265 kg*	584 lb* 265 kg*
6.6 ft 2.0 m								644 lb* 292 kg*	580 lb* 263 kg*	562 lb* 255 kg*	496 lb* 225 kg*
3.3 ft 1.0 m				1140 lb* 517 kg*	1016 lb* 461 kg*	915 lb* 415 kg*	733 lb 333 kg	807 lb* 366 kg*	562 lb 255 kg	564 lb* 256 kg*	425 lb 193 kg
0 ft 0 m	1459 lb* 662 kg*	1435 lb* 651 kg*	1706 lb* 774 kg*	937 lb 425 kg	1193 lb* 541 kg*	690 lb 313 kg	913 lb* 414 kg*	540 lb 245 kg	657 lb* 298 kg*	425 lb 193 kg	
-3.3 ft -1.0 m	2231 lb* 1012 kg*	1455 lb* 660 kg*	1433 lb* 650 kg*	930 lb 422 kg	1032 lb* 468 kg*	682 lb 309 kg	754 lb* 342 kg*	536 lb* 243 kg*	688 lb* 312 kg*	511 lb* 232 kg*	
<b>BLADE UP</b>											
9.8 ft 3.0 m										584 lb* 265 kg*	584 lb* 265 kg*
6.6 ft 2.0 m								573 lb* 260 kg*	580 lb* 263 kg*	489 lb 222 kg	496 lb* 225 kg*
3.3 ft 1.0 m				1019 lb* 462 kg*	1016 lb* 461 kg*	730 lb 331 kg	733 lb 333 kg	558 lb 253 kg	562 lb 255 kg	419 lb 190 kg	425 lb 193 kg
0 ft 0 m	1457 lb 661 kg	1435 lb* 651 kg*	937 lb 425 kg	937 lb 425 kg	686 lb 311 kg	690 lb 313 kg	534 lb 242 kg	540 lb 245 kg	419 lb 190 kg	425 lb 193 kg	
-3.3 ft -1.0 m	1479 lb* 671 kg*	1455 lb* 660 kg*	933 lb 423 kg	930 lb 422 kg	677 lb 307 kg	682 lb 309 kg	529 lb 240 kg	536 lb 243 kg	505 lb* 229 kg*	511 lb* 232 kg*	

\* Indicates load limited by hydraulic lifting capacity.

Based on theoretical calculation at max flow with no load. Subject to alterations. In the interest of continual equipment development, YELLO Equipment™ reserves the right to change these specifications at any time without prior notification.

**YELLO EQUIPMENT**

**SANY AUTHORISED DEALER**

P: 1300 093 556

W: YELLOEQUIPMENT.COM

